

Sheet Stamp Pane of 20, (55c) Mid-Atlantic Lighthouses 2021 – Banknote Corporation of America (BCA)

Genuine

5621-25


Dull surface, Off-white paper (Daylight);
 Tagged (SWUV);
 Hi-brite paper (LWUV).
 Backing paper: Dead (LWUV).




Die cut: 10.8, Even



Date: Black dotted font



Orange sky: Waffled pattern 75° angled



Blue sky: Waffled pattern 15° angled



Black lettering: Thinner than CF1



Margin Lettering: Uneven solid ink




Plate # B1111

Counterfeit

5621-25 CF1

Margins dull surface, White paper (Daylight);
 Stamps: Semi-glossy (Daylight);
 Untagged (SWUV);
 Low bright paper (LWUV);
 Backing paper: Hi-brite (LWUV).


Colors: As Genuine.




Die cut: 10.75, Uneven
Almost as genuine




Date: Black dotted font
Almost as genuine



Orange sky: Waffled & Dotted 15° angled



Blue sky: Waffled pattern 75° angled



Black lettering: thicker than genuine



Margin Lettering: Smooth solid ink





Plate # B1111
As genuine

5621-25 CF2

Margins Glossy surface, Off-white (Daylight);
 Stamps: Semi-glossy surface (Daylight);
 Tagged, Glows bright under SWUV & LWUV;
 Margins: Dead paper (LWUV);
 Backing paper: Uneven Low Bright (LWUV).

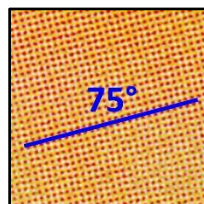
Colors: Lighter as genuine and CF1.



Die cut: 10.75,
Very Uneven



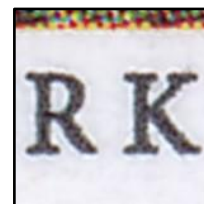
Date: Black dotted font
Smaller as genuine




Orange sky: Dotted pattern 75° angled



Blue sky: Open waffled pattern 15° angled



Black lettering: Thick;
Straight arm of R & K



Margin Lettering: Red dotted pattern 75°




Plate # B1111
As genuine

5625a


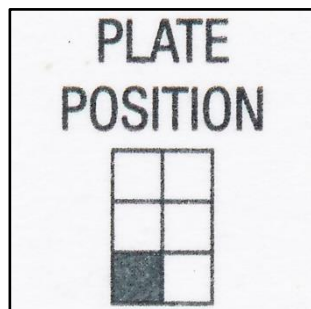


5621 Montauk Point Lighthouse
 5622 Navesink Twin Lighthouses
 5623 Erie Harbor Lighthouse
 5624 Harbor of Refuge Lighthouse
 5625 Thomas Point Shoal Lighthouse

Sheet Stamp Pane of 20, (55c) Mid-Atlantic Lighthouses 2021 – Banknote Corporation of America (BCA)


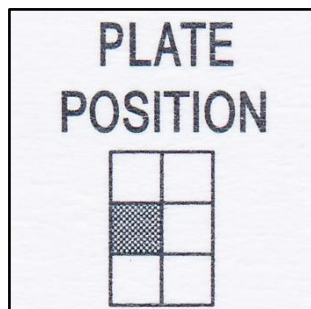
Plate Positions

Genuine





Solid Black grid on all six positions

CF1



Chessboard grid 45°,
Position Central Left (CL)

CF2



Solid Black grid,
Position Central Left (CL)